


# Kick-Off to Kindergarten

Get ready because the big first day of kindergarten is sneaking up fast! This awesome Kindergarten Countdown pack is on a mission to make that switch to kindergarten super smooth for your little one. Each activity in this calendar is a blast, using everyday stuff you already have at home. And hey, don't forget to snuggle up with your kiddo, dive into a storybook, and chat about all the action happening in the tale. Those library trips are gold for expanding your child's book horizons, or why not go digital and explore online story worlds together? Get set for a wild ride in KINDERGARTEN!



## Early Childhood Learning Center



# June 2024



SUN

MON

TUE

WED

THU

FRI

SAT

30

Draw a picture of something that happened today and put in your journal!

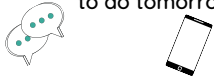


Prepare a "study spot" for your child and supply it with crayons, paper, scissors, and other kindergarten "tools." Set aside time each day for your child to draw or write there. Once school starts, this can become the time and place where your child does his/her homework.

1 Trace or write your name 5 times. Can you start it with a capital letter and the rest be lowercase? I think you can.

2

Have a pretend phone conversation with your child, asking what your child did yesterday, is doing today, and wants to do tomorrow.



3 Help your child make a picture for someone special, showing what your child likes about this person. Write what the picture is about and share it.



4



Have you ever wanted to be in a story? Go to [www.storyplace.org](http://www.storyplace.org) and explore!

5


Let's get fit! Do 10 jumping jacks, 10 sit ups, 10 spinning circles and 10 arm circles! Phew! Now get a drink! You earned it!

6



Sing your ABC's and read a book to someone you love! If you cannot read yet, then talk about the pictures!

7



Print the letters in your child's name. Ask him or her to name three words that begin with each letter of the name

8

Go for a reading picnic under the stars. Take a flashlight, a snack, and a few favorite books to read outside. Look for pictures that stars make in the sky.

9



Take a "counting" walk. Pick something to count (cars, signs, flowers, birds, bikes) and as you walk, keep track of how many you see.

10



Play "Hide and Seek" with your child. Hide an object and give your child three easy-to follow clues to find it.

11



Using an old magazine or newspaper, have your child circle all the letters in his/her name.

12

Visit the library to check out a book to read at home with someone special.



13



Practice using scissors correctly as you cut out different pictures from a magazine. Make a collage with the pictures.

14



Sing a simple song with your child. Count the words that rhyme. Make up a new song of your own using words that rhyme.

15

What shape is your paper? Your table? An egg? The sun? Find 10 other objects and name their shapes.



16

Practice your address and telephone number with your child.



17

Practice writing your first name and last name as neatly as you can.



18

Write the alphabet in lowercase letter. Name each letter as you write it.

abc

19

Look at all the pictures in a book before someone reads it to you. What do you think it will be about?



20



Play the game "I Spy" with shapes. (i.e. "I spy something round with numbers on it")

21

Can you name the sounds that the letters of the alphabet make?

ABC

22

Write your name and last name using different color for each letter.



23

Make a number book. Write a number on each page and decorate with the correct number of stickers.

24



Play "I Spy" using word endings... something ending with \_\_?

25

Play freeze dance. This helps develop self-regulation!



26

Play board games at home with your child. Talk about the importance of taking turns.



27

Ask your child to find an object that begins with the letter "t". Then have him/her find one that starts with a "b". Use several more letters to have her practice beginning sounds.

28

Visit a playground and practice safety rules!



29















Make a puzzle by cutting a picture into twelve wavy pieces or into different shapes.





# July 2024



SUN	MON	TUE	WED	THU	FRI	SAT
	<p>1  Play-Dough Have your child roll the playdough into logs to make letters, numbers, and shapes.</p>	<p>2  Have you ever wanted to be in a story? Go to Footsteps2Brilliance and explore!</p>	<p>3 Play the "rhyming game". Say a word and ask your child to say a word that rhymes, such as bat-cat.</p>	<p>4 Comparing objects to say which is bigger or smaller, longer or shorter, lighter or heavier.</p>	<p>5 Engage your child in shared reading. Read and ask and answer questions about unknown words in the text.</p>	<p>6 Make characters with playdough and act out or retell a story. </p>
<p>7 Tell your child numbers between 1-10 and have him/her make the same number of play-dough balls. </p>	<p>8 Name 5 positive things about yourself. Draw a self-portrait! </p>	<p>9 Scavenger Hunt Using a measuring tape find something bigger than 3 feet wide. Find something between 5 and 10 inches long.</p>	<p>10 Say a word and have your child tell you a word that is the opposite (hot-cold, big-little, tall-short). </p>	<p>11 Give your child a bag with 20 items in it (rocks, beads, buttons). Show him/her a number and have him/her count out the correct number of items from the bag.</p>	<p>12 Have your child identify the position of objects by using words like beside, inside, next to, above and below.</p>	<p>13 Mystery Bag Fill a variety of bags (paper bags) with items from around the house. Have your child guess by using their senses of smell and tactile.</p>
<p>14 Play-Dough Help your child use play-dough to create 3 dimensional sculptures such as trees, people, and animals.</p>	<p>15 Engage your child in shared reading. Read and ask and answer questions about unknown words in the text..</p>	<p>16  Paper Airplanes Design and create ultimate paper airplane, and then test it out to see how far it flies.</p>	<p>17 Read to your child a book and ask him/her questions about the characters in the book. </p>	<p>18  Have your child make a pattern using shapes (ex: square, circle, triangle, repeat).</p>	<p>19 Play-Dough Roll the play-dough into a log. Use it to measure things around the house. Find things that are longer than the log and shorter than the log..</p>	<p>20 Read a book with your child and find sight words using sight words cards. </p>
<p>21 Ask your child to dress himself without your help. </p>	<p>22 Shaving Cream Spelling Spray a dollop of shaving cream on your kitchen counter or table and have your child smear it into a thin layer. Have him use his index finger to practice writing letters, shapes, his/her name and sight words..</p>	<p>23 Long-distance jump Mark the floor with masking tape and corresponding distance lengths. Take long jumps and record their distances.</p>	<p>24 Long-distance jump Mark the floor with masking tape and corresponding distance lengths. Take long jumps and record their distances.</p>	<p>25 Play board games at home with your child. Talk about the importance of taking turns. </p>	<p>26  Engage your child in shared reading. Read and ask questions about a book you are reading together.</p>	<p>27 Play Hide and Seek with sight words. Choose at least four sight words write it in cards and hide them around the living room or other room in the house. When he/she finds a card is required to spell the word, say it aloud, and write the word in the air with their fingers.</p>
<p>28</p> <ul style="list-style-type: none"> <li>Begin a school morning routine with your child</li> <li>"I can get dressed." Have your child dress him/herself for school</li> <li>I can brush my teeth." Help your child set up his toothbrush and brush his/her teeth by her/ himself</li> <li>Begin a school "bedtime routine" to get your child into the habit for school</li> </ul>	<p>29</p>	<p>30</p>	<p>31</p>			